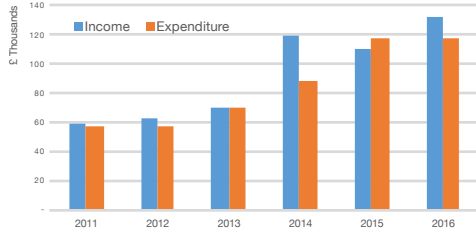


**St Matthew's**  
Westminster

# Financial Report June 2016

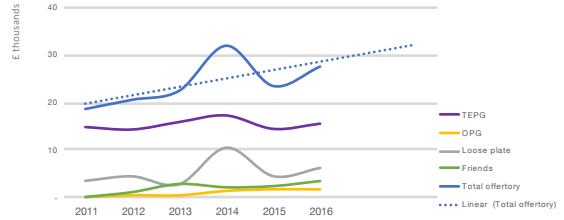
# I Giving and Finance Dashboard

### First Half: Income and Expenditure 2011 to 2016



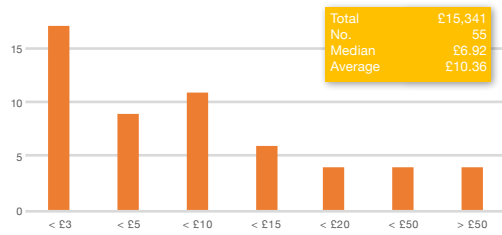
This shows six monthly income and expenditure compared with the same six month periods in previous years. The periods run from January to June.

### First Half 2016: Voluntary income 2011 to 2016



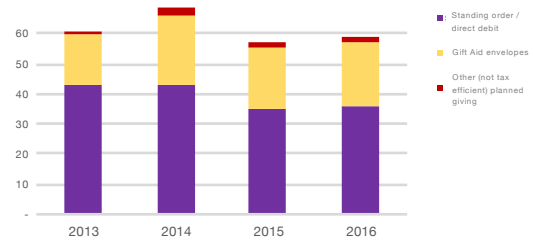
Voluntary income is made up of tax efficient planned giving (TEPG), other planned giving (OPG) and other sources. The chart shows income for the six months January to June 2016.

### First Half: Number of planned givers by average weekly amount



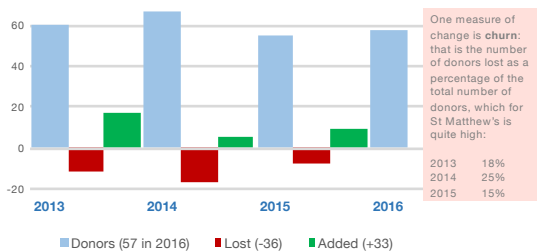
This shows the number of givers by banding of average weekly amount. Note the skew towards the left (lower) weekly amounts. The data is for the six months January to June 2016.

### First Half 2016: Number of regular givers



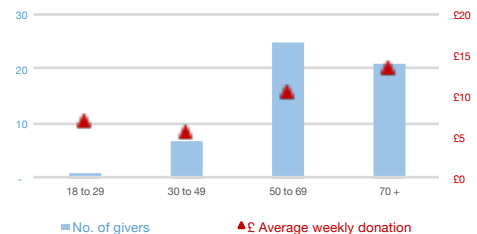
This is the number of planned givers including tax efficient and other between January and June 2016. Donors who give by both envelope and standing order are included with standing order / direct debit.

### Change in numbers of regular givers 2013 – 2016



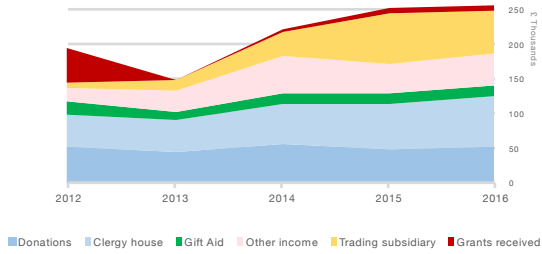
This shows how the number of givers has changed from one year to the next.

### Quarters 1 and 2: Average weekly giving by age group



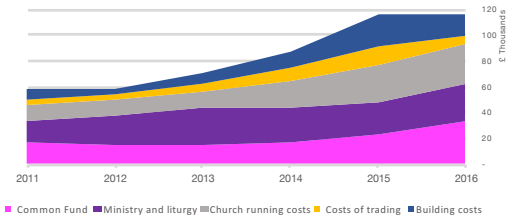
The bars show the number of planned givers by age band. The red triangles show average weekly donation for each age group.

### Trailing twelve month income to 30th June



St Matthew's Westminster

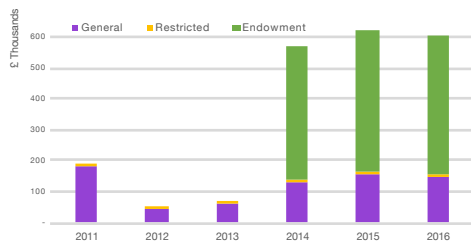
### Quarters 1 and 2: Expenditure by type 2011 – 2016



This shows how expenditure has almost doubled over the past five years, the most significant aspects of growth have been Common Fund, ministry and running costs.

St Matthew's Westminster

### Quarter 2: Church Reserves 2011 – 2016



This is the value of reserves at 30th June for each of the last six years.

St Matthew's Westminster

## **II Financial Statements**

# Statement of Financial Activities

For the six months ended 30th June 2016

		Unrestricted	Restricted	Endowment			
		Funds	Funds	Funds	2016	Budget	2015
Note		£	£	£	£	£	£
<b>Income from:</b>							
Donations and legacies	2	84,246	-	-	84,246	77,050	67,423
Trading subsidiary	3	30,000	-	-	30,000	30,000	20,000
Other church activities	4	2,141	-	-	2,141	6,900	6,832
Other trading activities	5	16,367	-	-	16,367	16,850	14,954
Investments	6	1,655	-	-	1,655	2,850	327
Other		-	-	-	-	-	-
		134,409	-	-	<b>134,409</b>	133,650	109,536
<b>Expenditure on:</b>							
Raising funds	7	7,745	-	-	7,745	6,900	8,649
Church activities	8	102,486	-	-	102,486	114,050	103,566
Capital expenditure	9	6,774	-	-	6,774	-	4,946
		117,005	-	-	<b>117,005</b>	120,950	117,161
<b>Net surplus (deficit)</b>		17,404	-	-	<b>17,404</b>	12,700	(7,625)
<b>Unrealised recognised gains (losses)</b>							
Market value of investment assets		-	-	(5,921)	(5,921)	-	10,984
		17,404	-	(5,921)	<b>11,483</b>	12,700	3,359

# Balance Sheet

As at 30th June 2016

	Note	Jun 2016 £	Jun 2015 £
<b>Fixed assets</b>			
Tangible assets	11	2,689	4,372
Investment property		-	-
Other investment assets	12	270,415	281,822
		<b>273,104</b>	286,194
<b>Current assets</b>			
Debtors	13	21,944	52,275
Cash at bank and in hand		328,250	331,657
		<b>350,194</b>	383,932
<b>Liabilities: amounts due within one year</b>	14	(15,752)	(50,646)
<b>Net current assets</b>		<b>334,442</b>	333,286
<b>Total assets less current liabilities</b>		<b>607,546</b>	619,480
<b>Liabilities: amounts due after one year</b>		-	-
<b>Net assets</b>		<b>607,546</b>	619,480
<b>Funds</b>			
Endowment funds	24	453,629	455,178
Restricted funds	24	8,342	7,754
Unrestricted funds	24	145,575	156,548
		<b>607,546</b>	619,480

# Notes to the accounts

For the six months ended 30th June 2016

	Unrestricted	Restricted	Endowment			
	Funds	Funds	Funds	2016	Budget	2015
Note	£	£	£	£	£	£

## 2. Donations and Legacies

Received in respect of:

Tax efficient planned giving	15,356	-	-	<b>15,356</b>	14,700	14,233
Other planned giving	1,885	-	-	<b>1,885</b>	1,950	1,910
Loose plate and other collection	6,397	-	-	<b>6,397</b>	4,400	4,716
Donations to clergy house	40,856	-	-	<b>40,856</b>	32,650	32,502
Friends of St Matthew's	3,795	-	-	<b>3,795</b>	2,750	2,643
Legacies	-	-	-	-	9,000	-
Grants received	5,600	-	-	<b>5,600</b>	3,000	3,000
Gift Aid	10,357	-	-	<b>10,357</b>	8,600	8,419
	<b>84,246</b>	-	-	<b>84,246</b>	77,050	67,423

How donations and legacies were received:

Tax efficient planned giving	16,831	-	-	<b>16,831</b>	16,200	15,718
Other planned giving	4,205	-	-	<b>4,205</b>	3,200	3,068
Loose plate collection	4,681	-	-	<b>4,681</b>	2,900	2,848
Other tax efficient giving	19,092	-	-	<b>19,092</b>	18,100	18,133
Other giving (not tax efficient)	23,480	-	-	<b>23,480</b>	16,050	16,237
Legacies received	-	-	-	-	9,000	-
Grants received	5,600	-	-	<b>5,600</b>	3,000	3,000
Gift Aid	10,357	-	-	<b>10,357</b>	8,600	8,419
	<b>84,246</b>	-	-	<b>84,246</b>	77,050	67,423



# Notes to the accounts

For the six months ended 30th June 2016

	Unrestricted	Restricted	Endowment			
	Funds	Funds	Funds	2016	Budget	2015
Note	£	£	£	£	£	£
<b>3. Trading subsidiary</b>						
Conference centre	30,000	-	-	<b>30,000</b>	30,000	20,000
<b>4. Charitable activities</b>						
Gross income from charitable ac	1,361	-	-	<b>1,361</b>	6,100	6,043
Net income from statutory fees	780	-	-	<b>780</b>	800	789
	2,141	-	-	<b>2,141</b>	6,900	6,832
<b>5. Other trading activities</b>						
Gross income from trading activ	16,367	-	-	<b>16,367</b>	16,850	14,954
<b>6. Investment income</b>						
Dividends and bank interest	1,655	-	-	<b>1,655</b>	2,850	327
<b>7. Raising funds</b>						
Costs of raising church funds	-	-	-	-	150	120
Costs of raising clergy house fun	7,745	-	-	<b>7,745</b>	6,750	8,529
	7,745	-	-	<b>7,745</b>	6,900	8,649

# Notes to the accounts

For the six months ended 30th June 2016

	Unrestricted Funds £	Restricted Funds £	Endowment Funds £	2016 £	Budget £	2015 £
Note						
<b>8. Church activities</b>						
Mission costs	108	-	-	<b>108</b>	550	560
Common Fund	32,800	-	-	<b>32,800</b>	33,000	22,500
Costs of trading	4,653	-	-	<b>4,653</b>	12,600	13,169
Vocations programmes	16,915	-	-	<b>16,915</b>	13,400	10,262
Routine building costs	10,989	-	-	<b>10,989</b>	17,000	20,927
Liturgy and services	4,347	-	-	<b>4,347</b>	7,700	7,763
Church administrator	16,937	-	-	<b>16,937</b>	17,300	16,516
Office and support costs	5,638	-	-	<b>5,638</b>	2,800	2,621
Bank charges	262	-	-	<b>262</b>	150	163
Depreciation charges	765	-	-	<b>765</b>	1,150	1,109
Energy costs	8,416	-	-	<b>8,416</b>	8,400	7,895
Governance costs	656	-	-	<b>656</b>	-	81
	102,486	-	-	<b>102,486</b>	114,050	103,566
<b>9. Capital expenditure</b>						
Architectural fees	5,784	-	-	<b>5,784</b>	-	4,946
Major capital expenditure	990	-	-	<b>990</b>	-	-
	6,774	-	-	<b>6,774</b>	-	4,946

# Notes to the accounts

For the six months ended 30th June 2016

## 10. Trading income

	Gross income	Expenses	Net 2016	Net 2015	Net 2015
	£	£	£	£	£
Church tower lettings	5,700	-	<b>5,700</b>	5,700	5,700
Church hall lettings	1,750	-	<b>1,750</b>	3,405	3,405
Church use	200	-	<b>200</b>	-	-
Church forecourt lettings	5,600	-	<b>5,600</b>	1,100	1,100
General trading income	358	(70)	<b>288</b>	279	239
Other fee income	860		<b>860</b>	1,157	1,157
Food and drink sales	1,896	(2,268)	<b>(371)</b>	3,307	1,980
Books, leaflets and postcards	2	-	<b>2</b>	5	5
	<b>16,367</b>	<b>(2,338)</b>	<b>14,029</b>	<b>14,949</b>	<b>13,582</b>

# Notes to the accounts

For the six months ended 30th June 2016

	Jun 2016 £	Jun 2015 £
<b>11. Tangible fixed assets</b>		
Cost		
At 1st January 2015	-	-
Additions	-	-
Disposals	-	-
As at 30th June 2016	<u>6,884</u>	<u>6,884</u>
Accumulated depreciation		
At 1st January 2015	-	-
Charge for the year	-	-
Adjustment on disposal	-	-
As at 30th June 2016	<u>(4,195)</u>	<u>(2,512)</u>
Net book value		
<b>As at 30th June 2016</b>	<b><u>2,689</u></b>	<b><u>4,372</u></b>
At 1st January 2015	-	-

## 12. Other investment assets

	Marketable securities £	Unlisted securities £	2016 £	2015 £
At 1st January 2015	261,334	15,002	<b>276,336</b>	281,822
Additions	-	-	-	-
Revaluations	(5,921)	-	<b>(5,921)</b>	10,984
As at 30th June 2016	<u>255,413</u>	<u>15,002</u>	<b><u>270,415</u></b>	<u>292,806</u>

# Notes to the accounts

For the six months ended 30th June 2016

	Jun 2016 £	Jun 2015 £
<b>13. Debtors</b>		
Trade debtors	2,098	7,894
Tax recoverable	1,863	2,167
Amounts owed by subsidiary undertakings	(475)	10,972
Amounts owed by associated undertakings	12,529	(303)
Prepayments and accrued income	5,381	31,012
Other debtors	548	534
	<hr/>	<hr/>
	21,944	52,276
	<hr/>	<hr/>
<b>14. Liabilities: amounts falling due within one year</b>		
Trade creditors	266	34,344
Accruals and deferred income	5,663	5,563
Philip Chester	-	-
Grace Hoskin	2,000	-
Toby York	2,000	-
St Matthew's CE Primary School	5,000	5,000
Taxation and social security	823	738
Other creditors	-	5,000
	<hr/>	<hr/>
	15,752	50,645
	<hr/>	<hr/>

# Notes to the accounts

For the six months ended 30th June 2016

## 15. Analysis of Funds

	As at 1st January 2016	Incoming resources	Outgoing resources	Gains and losses	As at 30th June 2016
	£	£	£	£	£
<b>Endowment fund</b>					
The Greatorex Trust	459,550	-	-	(5,921)	453,629
<b>Restricted funds</b>					
Canon Atlay Memorial Fund	2,535	-	-	-	2,535
Gerard Irvine Memorial Fund	2,499	-	-	-	2,499
Organ Fund	117	-	-	-	117
The Friends of St Matthew's	3,191	-	-	-	3,191
	<u>8,342</u>	<u>-</u>	<u>-</u>	<u>-</u>	<u>8,342</u>
<b>Unrestricted funds</b>					
General Fund	58,208	93,553	(100,926)	-	50,835
Trevelyan Trust	69,962	40,856	(16,078)	-	94,740
	<u>128,170</u>	<u>134,409</u>	<u>(117,004)</u>	<u>-</u>	<u>145,575</u>
<b>All funds</b>	<b><u>596,062</u></b>	<b><u>134,409</u></b>	<b><u>(117,004)</u></b>	<b><u>(5,921)</u></b>	<b><u>607,546</u></b>